














Steps of a CT Head Scan

A CT head scan takes pictures of your head and is sometimes called a CAT scan. This is what will happen when you need to get a CT Head Scan.

1	You go to the desk to tell them you have come.	
2	You might have to sit and wait.	
3	You will be asked to take off clips from your hair as well as jewellery such as necklaces. You will walk into the x-ray room.	
4	You will lie on a bed that has scanner at the end of it.	
5	The x-ray person will put a strap around your head to help you keep still.	
6	The bed and you will move into the scanner.	

7	The x-ray person will go into a room near you. They can still see and hear you.	
8	The scanner will start and you will hear noises.	
9	The scanner will move around you and take pictures. You will hear clicking sounds or humming.	
10	You will move a bit after each scan. You may not feel this.	
11	When the scan is finished you and the bed will come out of the scanner.	
12	The x-ray person will take the strap off your head.	
13	You will get off the bed.	

14	You will walk out of the room and wait outside.		
15	The x-ray person will look at the pictures to make sure they are ok.		
16	You can go home. You may be able to take the x-ray pictures with you, or the x-ray person will send them to your doctor.		