




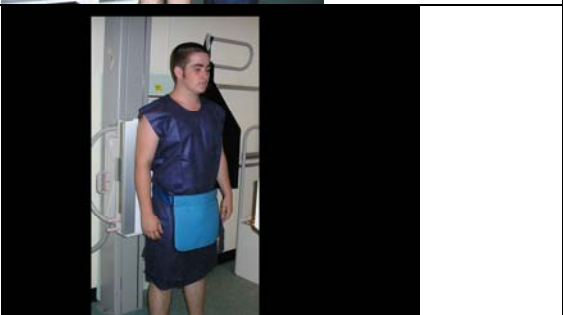









What is an Abdominal X-Ray?

An x-ray of the stomach or abdomen is when pictures are taken of the inside of your body. An abdominal x ray takes pictures of the structures and organs in the abdomen. When you go to get an x-ray, this is what will happen:

1	You go to the desk to tell them you have arrived.		
2	You might have to sit and wait.		
3	You will need to take off your clothes and put a gown on. You may be allowed to keep your underwear on if it has no metal clips or pins on it.		
4	You will walk into an x-ray room.		
5	The radio technician will help you lie on your back on a table		
6	A lead screen may be placed over your pelvis.		

7	The x-ray machine is put above your stomach. You need to lie very still.	
8	You will be asked to hold your breath for 1-2 seconds.	
9	The x-ray will be taken. A beep sound may be heard: nothing touches or hurts you when the x-ray is taken	
10	You may be asked to stand up for another picture. Sometimes an erect film is not required.	
11	You will be asked to hold your breath for just a few seconds. The X-ray will be taken	
12	You may be asked to turn around and put your arms up	
13	You will be asked to hold your breath for just a few seconds. The x-ray will be taken.	

14	You might have to sit and wait in the change room while the x-rays are checked.		
15	The radio technician will tell you that the pictures are OK. You will put your clothes back on.		
16	You can then go home.		