




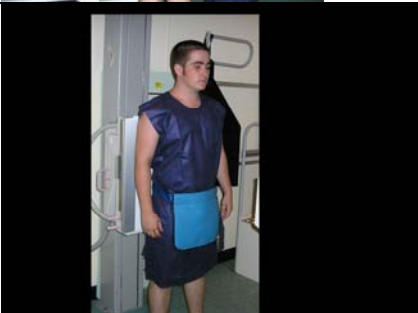







What is an Abdominal X-Ray?

An x-ray of the stomach or abdomen is when pictures are taken of the inside of your body. An abdominal x-ray takes pictures of the structures and organs in the abdomen. When you go to get an x-ray of your stomach, this is what will happen:

1	You go to the desk to tell them you have arrived.	
2	You might have to sit and wait.	
3	You will need to take off your clothes and put a gown on. You may be allowed to keep your underwear on if it has no metal clips or pins on it.	
4	You will walk into an x-ray room	
5	The radiologist will help you lie on your back on a table.	
6	A lead screen may be placed over your pelvis to help stop radiation.	

7	The x-ray machine is put above your stomach. You need to lie very still.		
8	You will be asked to hold your breath for 1-2 seconds.		
9	The x-ray will be taken. A beep sound may be heard: nothing touches or hurts you when the x-ray is taken.		
10	You might have to sit and wait in the change room while the x-ray is checked.		
11	The radiologist will tell you that the pictures are OK. You will put your clothes back on.		
12	You can then go home.	