











What is an Abdominal X-Ray?

An abdominal x-ray is an x ray of your stomach. It is when pictures are taken of the inside of your body. You are going to get an x ray of your stomach. This is what will happen:

1	You go the desk to tell them you have arrived.	
2	You might have to sit and wait.	
3	You will need to take off your clothes and put a gown on.	
4	You will walk into an x-ray room.	
5	The x-ray person will help you lie on your back on a table.	
6	A lead screen may be placed over your pelvis.	

7	The x-ray machine is put above your stomach. You need to lie very still.		
8	You will be asked to hold your breath for 1-2 seconds.		
9	The x-ray pictures will be taken. A beep sound may be heard.		
10	You might have to sit and wait in the change room while the x-ray pictures are checked.		
11	The x-ray person will tell you that the pictures are OK. You will put your clothes back on.		
12	You can then go home.	